



Cerritos Center
for the Performing Arts

Technical Information Package

Contact Information

Technical Staff (562) 916-8520

Operations Manager, Technical Director

Tom Hamilton
ext. 8522 or
(562) 916-8522

Stage Crew Supervisor,

Paula Eagleman
ext. 8506 or
(562) 916-8506

Technical Events Coordinator,

K. James King
ext. 2836

Rigger/Master Carpenter,

Rogan Girard
ext. 2831

Audio/Video Engineer,

Jack Hayback
ext. 2841

Master Electrician,

John Palmer
ext. 2842

Security Office/ Stage Door

562/ 916-8508

Road Crew Production Office

(562) 916-8503-
Incoming
ext. 8504 Outgoing



Lyric - A 1,311 to 1,391 seat proscenium theater for musical theater, dance and popular music performances. An Orchestra Pit or acoustical shell is available.

Drama - A 921 to 1,083 seat proscenium theater for plays, recitals and chamber music performances. An optional upstage acoustical shell is available.

Arena - A 1,691 to 1,721 seat arena setting, with 500 floor seats surrounded by box seats and balconies on one side for popular music, comedy and jazz performances.

Concert - A 1,493 to 1,629 seat concert hall with in-the-round seating and acoustic concert ceiling panels for orchestras, recitals and acoustic performances.

Cabaret - A 1,324 to 1,504 seat cabaret setting with up to 67 tables and 412 chairs on a flat floor, surrounded by box seats and balconies, for jazz and other music performances. Exhibitions and conventions are also available with the floor cleared.

In-the-Round - A 1,845 to 1,934 seat in-the-round theater for popular music, comedy and jazz performances.

Contact Information

Administration (562) 916-8510

Executive Director

Jeff Thielke
ext. 8518

Assistant Executive Director

Cris Laroco
ext. 8516

Ticket Office (562) 916-8500 or (800) 300-4345

Senior Ticket Office Coordinator,

Matthew Milla
ext. 2962

Front of House Staff (562) 916-8510

House Manager/ Hospitality

Jennifer Mireles
ext. 8530

Special Events Staff (562) 916-8527

Events Coordinator

Nicole Castelo
ext. 8527

General Information

Local Services

Nearby (1/4 mile to 1 mile) - grocery store, movie theater, Wal-Mart, shopping center, office supplies, parks and many other recreational facilities. ~ see map on next page

Nearest Drug Store

WALMART
Store: 7:00am – 11:00pm
Pharmacy: M-F 9-9; Sa 9-7; Su 10-6
12701 Towne Center Dr
(562) 924-1468

WALGREENS
24hr store & pharmacy
(corner of Lakewood Blvd. & South St.)
5829 Lakewood Blvd.
Lakewood, (562) 817-5690

Hotels

SHERATON CERRITOS
12725 Center Court Drive
Cerritos – (562) 809-1500
Closest Hotel- Across Courtyard

Restaurants/ Grocery

Town Center Area within 5-10 min walk ~ see map on next page

WOOD RANCH GRILL	DIMASSI MEDITERRANIAN	BEST BUY
ROMANO'S MACARONI GRILL	TRADER JOE'S	PLANET FITNESS
FRIDAY'S	WAL MART	

Food Court Area

IHOP; RUBIO'S BAJA GRILL; STARBUCKS; ISLANDS BURGERS; PIEOLOGY; and others

Bloomfield/ Artesia Corner

JERSEY MIKES; CHIPOTLE; CHEVRON Gas Station (Closest BIO-DIESEL)

Los Cerritos Mall area within 10 min drive ~ ask stage door or hospitality staff for directions

BJ'S RESTAURANT & BREWERY	LAZY DOG RESTAURANT
BUFFALO WILD WINGS	LUCILLES SMOKEHOUSE BBQ

Band/ Music Equipment

GUITAR CENTER- CERRITOS
11159 183rd St.
10 min from CCPA
(562) 402-4106

Emergency Information

Emergency Medical Services are on duty during all performances to provide first aid.

Fire/Police/Paramedic: 911

Nearest Hospital:

LA PALMA INTERCOMMUNITY HOSPITAL
7901 Walker Street
La Palma, CA
(714) 670-7400

Contact Hospitality for additional local services

Cerritos Town Center Area



Venue Information/ Stage Management

Dressing Rooms

Located on the 1st and 2nd floors in the Actors Block off-stage left. 10 dressing rooms accommodate a total of approximately 60 performers. Each room is equipped with mirrors, make-up lights, sinks, showers, toilet facilities, rolling racks, audio show relay and paging.

1st Floor Dressing Rooms

Rm#	Capacity
1	4
2	2
3	4
4	6

2nd Floor Dressing Rooms

Rm#	Capacity
5	4
6	14
7	16
8	4
9	4
10	4

Production Office: A Production Office is available for road crews in the Actors block next to the stage door. It has two (2) phone lines and wifi internet access.
(562) 916-8503/ 8504

Green Room: Located on 1st Floor Actors Block Off-stage left. Equipped with chairs, sofa, restrooms, show audio and video monitors, page. Capacity for 5-20

Staff Kitchen: Located on the 1st floor off-stage left. Equipped with sink, refrigerator, microwave, ice machine, vending machines, coffee machine, and hot water. In house hospitality kitchen adjacent to Green Room.

Rehearsal Room: There are no rehearsal rooms available on site. Please contact the Technical Director for assistance in finding a local rental hall.

Handicapped Access: All Dressing rooms and stage are wheelchair accessible. Tech booth has wheel chair lift. DR #10 & #2 have accessible shower and toilet.

Load-in

Stage door/artist entrance: Southwest side of building. Enters into dressing room area.

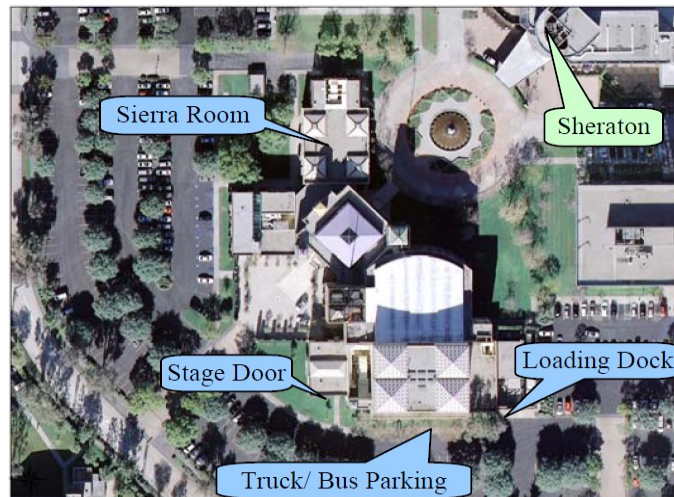
Loading dock: Southeast corner of building.
(see map below and pg. 5)

Dock bays: 2 - 45' Long, 48" h sunken loading bays with leveling plates.
1 - 45' long ramp.

Outer loading door from dock to shop: 13' 8" W, 13' 8" H.
Inner loading door from shop to stage: 14' 9" W, 19' 10" H.

Load-In Path: From trucks, equipment makes a 90 degree turn through loading door, through scene storage area and into theater from the stage right side. "In-the-round" configurations (Arena, Concert, Cabaret) place significant restrictions on loading in large items (5' 10" W x 6' 10" H or 4' W x 8'-5" H depending on access- See page 11 below) because inside loading door is blocked by seating towers. Please consult with Technical Director regarding dimensions of equipment to be loaded-in.

Freight Elevator: Available to the Basement (orch pit), 1st & 2nd floor Actors block



Truck/ Bus Parking



Loading Dock Doors

Parking

Truck parking: May leave trailers up to 50' long in bays with tractors attached, yet max. length allowing bay doors to close is 44'.

Buses and cars: May park in lots to south side of building. No parking passes required. CCPA lot is open and free to the public.

Contact Technical Director to reserve parking spaces for overnight truck or bus access.

Wardrobe

Wardrobe room: Located on 2nd floor in Actors Block off-stage left. Equipped with sink and the following:

Washing Machines:

3 Commercial Washers,
4.5Cu.ft capacity

Dryers:

2 Maytag Commercial
Dryers, 30lb capacity

Steamers:

3 Jiffy J-3 Commercial
Steamers

Irons & Boards:

2 Irons and Boards

Rolling Costume Racks:

10-12 Available

Nearest Dry Cleaners:

Martell's Cleaners
12025 South Street
Artesia, CA
(562) 865-2266
www.martellscleaners.com

Stage Managers

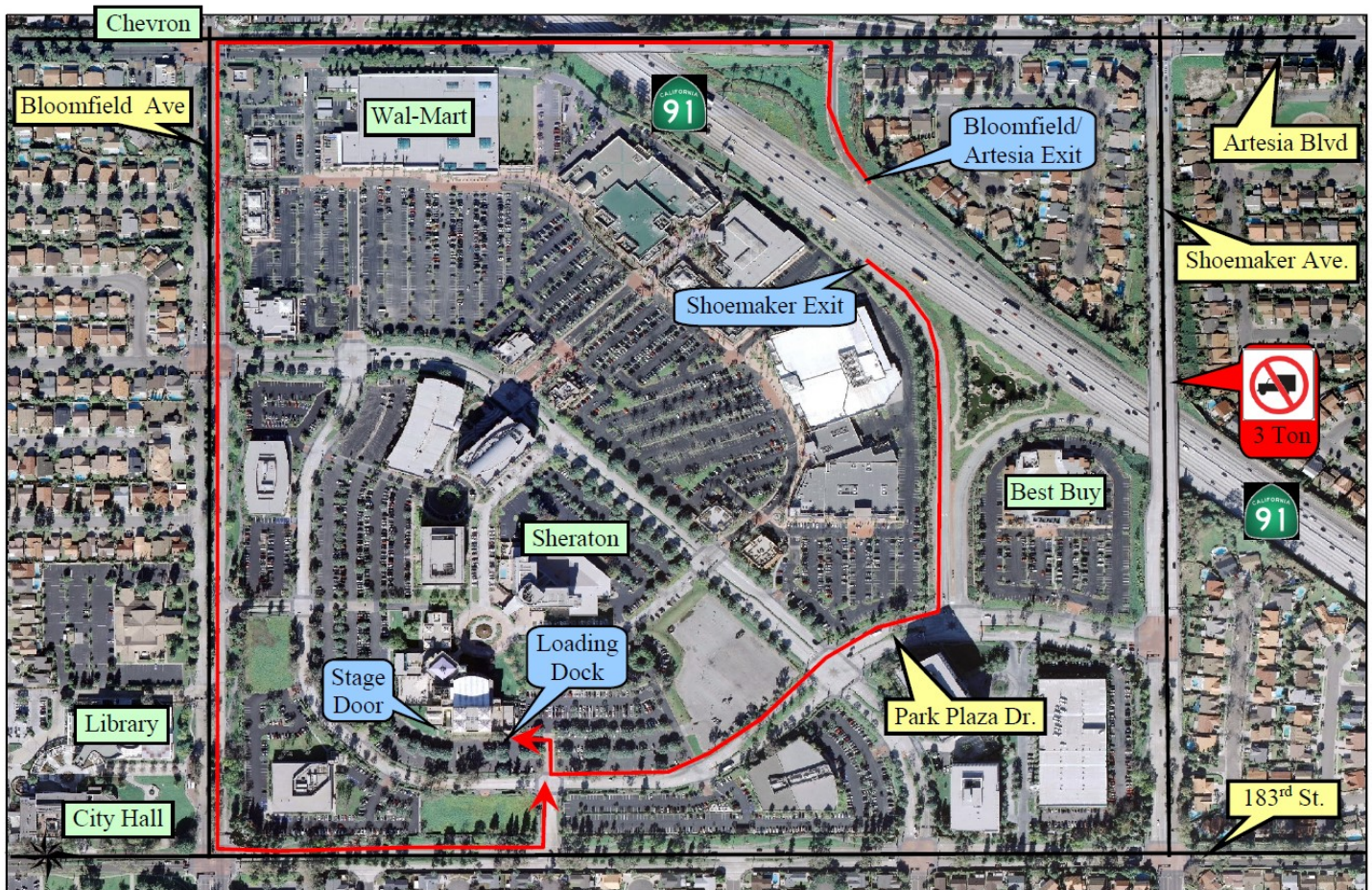
Console: Located stage left. Equipped with headset communication, desk light, house light controls via Unison panel, work light controls, back stage page microphone video monitor and audience recall chime control.

Policies: Standard Crew Show Call 1.5 hrs prior to curtain. Lobby opens 1hr prior. House opens 30min prior.

Directions/ Truck Route



Cerritos Center for the Performing Arts is located in the City of Cerritos on the LA/ Orange County border off of California Highway 91, between Interstates 5 and 605.



Truck Route and Information:

Shoemaker Ave. bridge over Hwy 91 has a 3 ton restriction ~ see map above

Closest BIO DIESEL fuel is at CHEVRON on the corner of Bloomfield and Artesia or
#2 DIESEL at CHEVRON at 13356 South St, Cerritos, 90703

Map Application Address:

If using a mapping application, use the following address for better directions to the Loading Dock/ Stage Door:
18298 Park Plaza Dr., Cerritos 90703.

Contact Technical Director to reserve parking spaces for overnight truck or bus access

Audio/ Visual

Department Contact: Jack Hayback – ext. 2841 – audio@cerritoscenter.com

Power:

All transformer isolated

200A, 120/208V, 3-phase, 5 wire **upstage right**

200A, 120/208V, 3-phase, 5 wire **under stage right**

200A, 120/208V, 3-phase, 5 wire **under first balcony House Left near F.O.H. mix position**

All locations are camlok outs w/ disconnect switch

House Mix and Processing

House Mixing Desk

Digico Quantum 338- 112 inputs

House Mix Position

Rear center of Orchestra Section in front of balconies on variable-height lift. House equipment sits on air-castered wagon and can be easily cleared to make space for road equipment.

Dimensions: 18' wide by 8' 6" deep

IR Audience Listening System- RF Transmitter; tcoil compatible

Listen Technologies; available from front of house staff in lobby.

Paging

Available to all dressing rooms and backstage areas, controlled from Stage Manager's Desk



View from FOH - Arena



View from FOH - Lyric

Stage Manager's Desk

Mobile, with connections available Stage Left or Right. Equipped with intercom, house/work light controls, backstage paging and stage video.

Show Communication

(12) Clear-Com wired beltacks with headsets are available at key locations

(8) Clear-Com Free Speak wireless beltacks and headsets

Show Video Relay

Supplies video program to front of house and backstage areas

Show Audio Relay

Supplies audio program to front of house and backstage areas

House Speakers (systems vary with building set-ups)

Flown Line Array Left/Right: (Arena and Lyric Configs)

(12) Per side Nexo GEO D ~ See picture above and bottom of next page

Subs and Fill on Floor: (Arena Config ONLY)

(2) Per Side Nexo GEO Sub – 2 Per Side Nexo CD 18

(1) Per Side Nexo GEO D on top of GEO Subs

(4) Meyer MSW Subs

Center Cluster: (Lyric Config ONLY)

(8) Meyer MSL-2 bi-amped cabinet (flown 4 under 4)

ALL SYSTEMS DRIVEN BY: Yamaha DME64

Front Fills:

Arena: (4) total Yamaha IF2205

Lyric: (8) Bose FRS-1 front fill speakers

Upper Balcony Cluster (delayed):

(4) Total Yamaha IH2000 High/Mids

Enhancement Zones (delayed):

(22) Bose FRS-5 - Under mid/lower balcony

Front fill* - 8 Bose FRS-1 front fill speakers

* Main Center Cluster, Side Stacks and Side Fills are set up appropriately for each particular theater configuration.

(Lyric, Drama, In-The-Round, Arena, Concert and Cabaret).

Mic Lines and Splitters

House Snake System:

57 line split to key locations in the House (FOH, Monitors SL & SR, Isolation Booth & Truck split)
Remote recording tie in at the loading dock, & 2nd floor control / amp room.

Monitor Equipment

Console: YAMAHA PM7

Speakers: (12) Nexo 45N12
(18) Yamaha IF2112M (Active) - Wedge Monitors (12"x 2")
(2) Yamaha IF2115 (Active) - Wedge Monitors (15"x 2")
(6) Yamaha IF2108 (Passive) - Wedge Monitors (8"x1")
(9) Yamaha NXAMP 4x4 Power Amps
(4) Yamaha IF3115 - Full Range Side Fills
(1) Yamaha IS1118 - Drum Sub

In Ears: (4) Shure PSM1000 (Artist to provide ear buds)
(4) Sennheiser Receivers (Artist to provide ear buds)

Contact the Audio Department for all additional audio requirements.

Microphones

(12) AKG C460 EB Cardioid Condenser Pre-Amplifier	(1) EV-Re20 Dynamic
(4) AKG C414B FET Condenser; large diaphragm, 4 selectable patterns	(5) SENNHEISER 421 Dynamic Microphone
(2) AKG C567E Lavalier Condenser	(12) SHURE SM58 Dynamic
(4) CROWN PZM-6LP Pressure Zone Microphone	(12) SHURE SM57 Dynamic
(4) NEUMANN KMR 82i Shotgun Condenser	(3) SHURE Beta 58 Dynamic
(5) Audix OM-5 Dynamic	(3) CROWN PCC-160 Boundary / Area Microphone
(1) AKG 535 EB Condenser	(18) Direct Box
(2) Shure Beta 87 Condenser	(2) Shure Beta 97
	(6) Shure Beta 98

Wireless

(12) Shure AD40 RF Combo Systems
(10) Shure UHF-R RF Combo Systems
(10) Beta 87 Capsules
(10) SM 58 Capsules
(6) Shure KSM-9 Capsules

Accessories Include:
cables, stands, suspension mounts, boom arms, direct boxes,
etc.

Contact Audio Dept. with mic input list and additional
requirements. All Mic inventory subject to change.


Video Equipment

2- Christie Digital Roadster WU14K-M DLP Projectors; 1920x1200
Hanging Position on the front of the Gold Level Balcony
rail; 4.1-6.9 lenses allow for house screens to hang in
most configurations- Double stack available; Hard line
SDI, power and Network installed to hang location

2- 21'w x 16'h; 16:10 Fast Fold Truss Front projection screens

Blackmagic ATEM Television Studio Pro HD
Blackmagic Smart Hub 12 x 12
Blackmagic Web Presenter
Blackmagic ATEM Television Studio HD
4- 32" NEC Displays
2- 60" LG Display w/ 6' floor stands
2- Macbook Pro laptops w/ Keynote and Playback Pro
Windows 10 Thinkpad w/ Powerpoint

Misc SDI Distribution amplifiers, HDMI/SDI convertors; Decimators; SDI and HDMI Cables




View Showing Arena Line Array

Same cabinets for Lyric, just in different position

View Showing Projector Hang Location

& see picture pg 9



Band Gear

All gear is available to rent **FOR ADDITIONAL COST**
Please confirm cost and availability with Operations Manager

Music Equipment

Yamaha 9' Concert Grand
2~ Steinway D, 9' Concert Grand
Steinway L, 6' Baby Grand
Steinway K-52 Upright
Yamaha Motif ES8
Bass Amp AMPEG 4x10" with SVT 450 Head
Fender Hot Rod Deluxe III
Roland KC150 Keyboard Amp

(artists responsible for all other gear not in-house)

Accessories:

(4) Cushioned Piano Benches
(3) Wooden Piano Benches
(12) Tall Black Stools
(6) Short Black Stools
(140) Black Orchestra Chairs
(80) Music Stands
(80) Music Stand Lights
(4) Wenger tablet stands
(2) Pro-line desktop music stands
(1) Gold Piano light
(3) Black piano lights
8' x 8' Drum Carpet (Grey)
Full assortment of Yamaha Hardware
(2) Yamaha Sustain Pedal
Yamaha Foot Switch FC 5
BOSS Volume Pedal FV 50
Keyboard single tier X-stand
Keyboard Single Tier 4 leg stand
K&M Sax Stand
Hamilton Sax Stand
(10) Ultimate Guitar stands, Hang style
Boss TU-3 Pedal Tuner

YAMAHA Absolute Maple Nouveau Drum Set

Bass Drums

18x14
20x16
22x16
24x16

Rack Toms

8x7
8x8
10x7.5
10x8
12x9
12x10
13x9
13x10
14x12
15x13
16x14

Snare Drums

14x3.5
Garibaldi Blue
Steel
14x4 Maple
14x5.5 Maple
14x6.5 Brass

Thrones

(3) Standard Yamaha
(1) Wide back
(1) RocnSoc Manual
(1) RocnSoc Nitro

Floor Toms

14x14
15x14
16x16
18x16

Full Hardware Package &
Zildjian Cymbals also available

Carpentry

Department Contact: Rogan Girard ~ ext. 2831 ~ carp@cerritoscenter.com

The house employs very strict safety guidelines involving rigging. All rigging is to be approved and or modified as necessary by the Master Carpenter/Rigger. Contact Master Carpenter/Rigger for specific stage rigging equipment requirements.

Fly Loft: available when acoustic ceiling panels aren't used (Lyric or Drama)

Grid: suspended grid of 4" w channel iron with 15/16" slots and overhung loft blocks.
Grid height: 82' 0"
Access to grid: staircase stage left, no elevator

Loading bridges: + 42' level + 62' level + 77' level
Counterweight locking rail position: stage left, + 0' (stage) level
Pin rail position: stage left and right, + 42' level

Linesets - available when overhead acoustic ceiling panels are not used (Lyric or Drama)

Linesets: single-purchase counterweight.
Total numbered linesets: 69, numbered 1 through 69 and includes:
 (2) motorized permanent electrics (#5 and #20).
 (2) sets of side tabs, 1-Drama, 1-Lyric.
Additional non-numbered linesets:
 (4) motorized side-lighting ladder sets
 2 sets stage left, 2 sets stage right, 8 total
 (3) motorized concert ceiling panels
Usable loading capacity per lineset:
 2000 lbs. linesets #5 and #20 (motorized elecs)
 400 lbs. linesets #64 and #65 (DS side tabs)
 1400 lbs. all other linesets
Arbor length: 8'
Standard house brick weight: 23, 19, & 10 lbs.
Total weight available (after balancing normal house equipment): approx. 53,110 lbs.

Distance between linesets: varies. See separate Lineset charts
Number of Linesets, available by stage configurations:

Config	# Avail	Lineset #'s
Drama:	39	(See LYRIC Lineset Chart)
Lyric:	44	(See DRAMA Lineset chart)
In-The-Round:	NONE	concert ceiling in place
Concert:	NONE	concert ceiling in place
Arena/Cabaret	1	#65

Proscenium Opening: 51'w x 33'h to tower and flipper edges (Lyric and Drama Only)

House Hard Torm and Teaser working trim is approx. 40'w x 25'h
 Maximum Hard Torm width is 46'

Battens: Flat-trussed, 1 1/2" pipe, on 6 pick-up lines & 11' 0" centers.
 Maximum flying height: + 80' 2"
 Minimum flying height: + 3' 3"
 Batten length: 56' 6", extendible to 62' 6"

Side tabs: Up-downstage-width: 65'
 Distance from Centerline: 32'6"


Rigging - varies depending on the stage configuration

F.O.H. rigging points: Limited access between lighting bridges #1, #2, and none available at #3. Points consist of graded steel eye-bolts protruding through ceiling directly above bridges. Rigging requires significant bridling to clear lighting bridges and ceiling baffles. F.O.H. rigging requires sufficient advance notice.


Stage rigging points: points are available virtually anywhere in the fly loft (Lyric). Low-load points taken directly from the grid's channel iron using grid baskets or motor stands (6 in house). High-load points may be taken from the grid's overhung I-beams and requires bridling.

No-rigging zone: between the F.O.H. rigging points and the fly loft, approximately 19' wide upstage to downstage and spanning the entire width of the auditorium. In-The-Round Configuration, the no-rigging zone lies directly above the center of the stage. Lighting and sound truss running upstage to downstage must be able to span the no-rigging zone. Minimum truss length upstage to downstage is 20' (outside dimensions). In Arena, Cabaret, and Concert with ceiling panels above stage, rigging points downstage and midstage between panels or three (3) holes in the upstage panels. In Lyric & Drama, areas where ceiling panels pivot and store; See picture below or lineset charts

Rigging accessories include: span sets, steel slings, shackles, spotting sheaves, hand line, and (15) one ton chain motors, (4) half ton chain motors, (6) 500lb chain motors, trussing sections and safety equipment available upon request. Not all motors are available at all times. In Arena and Concert only four one-ton motors are available as the rest are used for house set-up.



Ceiling panels in the IN and OUT positions



View From Stage ~ Arena

Stage Floor

Stage surface is a sealed, multi-layered epoxy product on top of a slightly sprung plywood subfloor. The stage **CANNOT BE DRILLED OR LAGGED**. Any damage to the stage surface will result in the company being charged for its repair.

Stage Equipment

Riser platforms: aluminum frame, black PVC surface. Full black masking supplied. MAX LOAD 200lb sqft

- (85) Wenger versatile 4'x8' platform tops
- (8) Wenger versatile 4'x4' platform tops
- (4) Wenger Versatile 2'x8' platform tops
- (4) 3'x3' tri corners
- (4) 4'x4' tri corners
- (4) 2'x4' platform tops
- (2) 2'x2' platform tops

Riser legs: 4' x 8' platforms require six (6) legs each, 4' x 4' require four (4) legs each.

- (233) 8" aluminum legs (38 platforms)
- (176) 16" aluminum legs (29 platforms)
- (207) 24" aluminum legs (34 platforms)
- (202) 32" aluminum legs (33 platforms)
- (390) 40" aluminum legs (65 platforms)
- (56) 24"/28"/32"/36" variable height legs

Choir risers: (6) Wenger 3 or 4 - step, 6' L choir risers can be set-up straight or in an arc. Wenger 4x8 risers can also be used for a deeper choir riser

Dance floor: Harlequin reversible black/white 55' W x 40' L (6 rolls = 6'2" W x 55' L)

Recital shell: custom shell walls with integrated doors (6 sections, each: 12' 6" W x 16' H)

Lectern/podium: Two (2) available. Light ash, natural finish.

Pipe and Drape V2.0

Consisting of 2' square bases with telescoping uprights and telescoping horizontals, with pocketed duvylene panels that fit on the horizontal cross members. Typically used to mask off stage areas or erect quick-change booths. Each plate and has three mounting positions. Black only.

Vertical Telescoping Uprights

- (8) 9' telescopes to 20'
- (4) 7' telescopes to 17'
- (24) 6' telescopes to 14'
- (4) 3' telescopes to 7'

20 Small Base Plates: Weighs 17.5lbs.
6 Large Base Plates: Weighs 35lbs

Horizontal Telescoping Crossbars

- (4) 9' telescopes to 16'
- (8) 8' telescopes to 14'
- (18) 6' telescopes to 10'
- (4) 4' telescopes to 6'

Drape Goods

- (2) 6'h x 13'w
- (6) 8'h x 6'w
- (7) 8'h x 13'w
- (2) 8'h x 12'w
- (4) 12'h x 21'w
- (5) 17'4"h x 21'w
- (2) 17'4"h x 10'w

Drapes - soft goods available in Lyric or Drama

Fire curtain: rigid, motor driven (available in Drama and Lyric configurations only). Requires the first 2' downstage of the main Curtain be clear at all times.

Main curtain: Red, manually fly in or out (available in Drama and Lyric configurations only).

Black masking

Quantity	Width	Height	Fullness
6	62' 0"	15' 0"	Flat

Legs

2 pair (4)	21' 0"	30' 0"	Flat
2 pair (4)	15' 0"	30' 0"	Flat
2 pair (4)	12' 0"	30' 0"	Flat

Side Tabs

1 pair (2)	36' 0"	30' 0"	50%
------------	--------	--------	-----

Backdrops

Black Half-Curtain

2 pair (4) 36' 0" 30' 0" 50%

White Cyclorama - Unseamed muslin

1 65' 0" 30' 0" flat

Black or White Scrim - Sharkstooth

1 of each 65' 0" 30' 0" flat

White Bounce - Unseamed muslin

1 65' 0" 30' 0" flat

Black Full-Curtain

Set of 4(4) 20' 0" 40' 0" 50%

(Used as Large Arena upstage blackout- NOT AVAILABLE IN LYRIC OR DRAMA)

Orchestra

(80) Music Stands (80) Music Stand Lights (140) Padded armless black chairs Conductor Podium & Stand

Lifts:


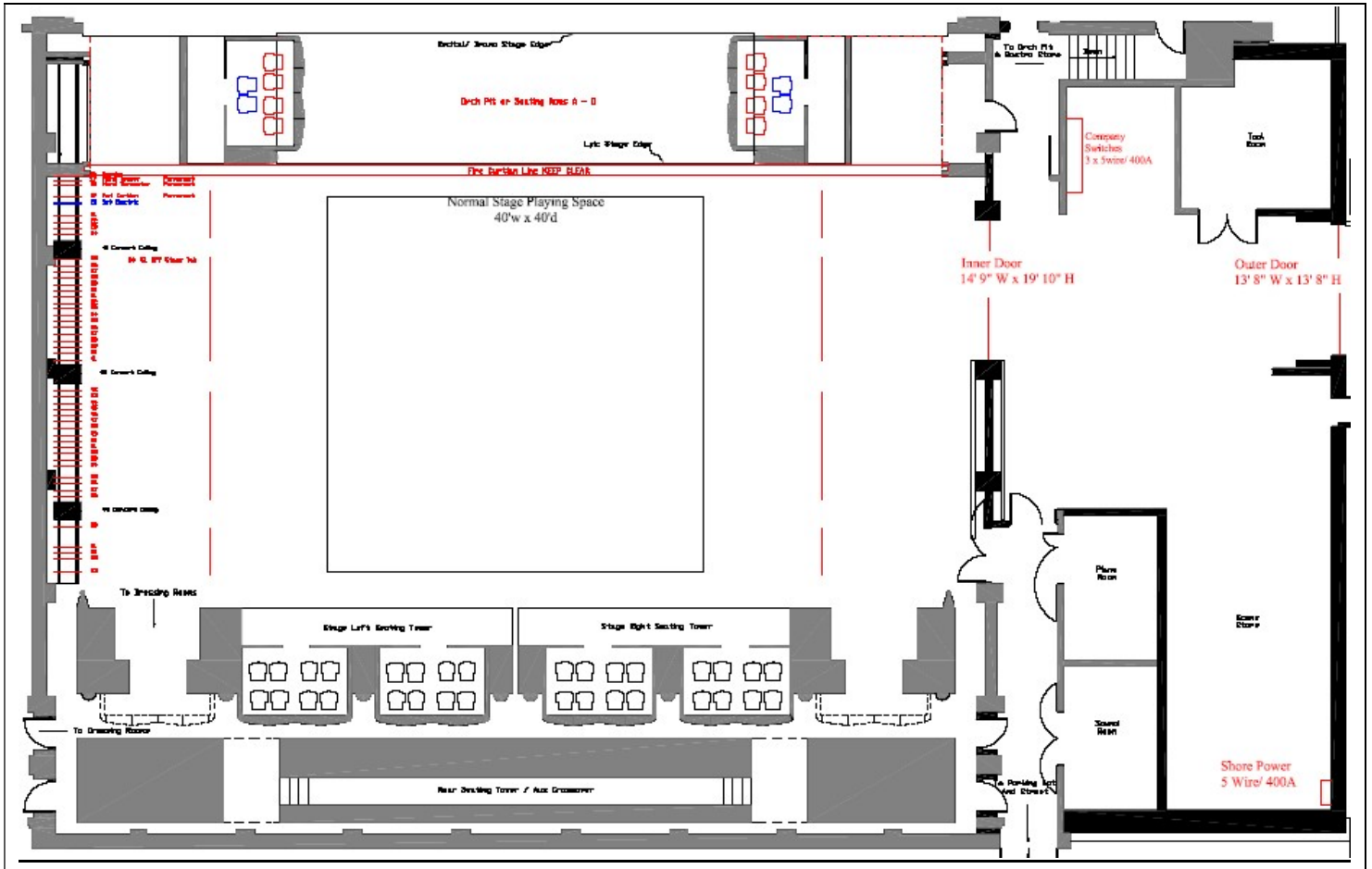
#1- Lift Aloft Man Lift; 25' Platform height; Battery powered; Drivable

#2- Genie; 1932 Scissor Lift; 25' working height


#2- Genie; 36' Platform height, battery powered. MUST USE OUTRIGGERS & LOWER TO MOVE

#3- Genie; 24' Platform height, battery powered. MUST USE OUTRIGGERS & LOWER TO MOVE


Lyric Stage Drawing



Stage Door w/
Seating Tower Blocking



Behind Tower



Path to USR

CLEARANCE
8 FT 5 IN

OR

CLEARANCE
6 FT 11 IN



Arena Load-in Path

Lighting

Department Contact: ~ John Palmer ~ ext. 2842 ~ lights@cerritoscenter.com

Road Power Disconnects

Lighting power:


Three (3) switches -- each rated: 400A 120/208V, 3 phase, 5 wire
Located in scene storage off-stage right w/ cable run 25' through
Floor trough to down-stage-right or 75' to mid-stage right

Additional power locations:

400A, 120/208V, 3 phase, 5 wire **under stage left (-9 level)**
400A, 120/208V, 3 phase, 5 wire **under grand tier House Right**
400A, 120/208V, 3 phase, 5 wire **stage right pin rail (+42')**
400A, 120/208V, 3 phase, 5 wire **stage right pin rail (+42')**
200A, 120/208V, 3 phase, 5 wire **scene storage (Truck/ Bus Power)**
100A, 120/208V, 3-phase, 5 wire **upstage left (Chain Motor Power)**
(2) 30A, 120/208V, 3 phase, 5 wire **3rd floor booth**

Audio power: (transformer isolated):

200A, 120/208V, 3-phase, 5 wire **upstage right**
200A, 120/208V, 3-phase, 5 wire **under stage right (-9 level)**
200A, 120/208V, 3-phase, 5 wire **F.O.H. under grand tier near house mix position (Party Store)**



Production Dimmers

ETC Sensor Dimmers on dimmer-per-circuit basis.

Production total: 612 dimmers @ 2.4 Kw each; 34 dimmers @ 6.0 Kw each
NOT ALL DIMMERS ARE AVAILABLE IN EACH CONFIGURATION

Production Dimmer Control

Main control console: ETC Cobalt 20~ 4,096 outputs, 20 motorized masters per page
ETC Net3

DMX connection points located:

Lighting control booth (on 2nd floor); Under stage left and right (for on-stage operation); Stage Right
Rear of auditorium, orchestra level (for F.O.H. mix operation)

Additional ETCNet3 connections Mid Rail SR and FOH

Focus remote: ETC remote via Wi-Fi

F.O.H. transfer panel: located off-stage right in scene storage.

Allows access to 113, 20 amp, F.O.H. circuits, odd numbers only [1,3,5,...225]

Architectural Lighting

House light dimmers: (86) ETC dimmers @ 2.4 kw each

House/work light control: either main or back-up control consoles, or ETC Unison panels located at lighting control booth,
upstage
left panel or stage managers desk.

Follow spotlights:

(4) Strong Super Trouper, 2Kw Xenon~ Spot Booth

Lighting Equipment

Lighting instruments: (inventory subject to change)

Rep. Hang Inventory

Front of House:

(96) Source 4 19° 750W
(20) Source 4 26° 750W
(4) PAR 64
(4) Colortran 5° ERS 1kw



Follow Spot Booth

Floating Inventory

Ellipsoidals

- (15) Source 4 19° ERS 750w
- (68) Source 4 26° ERS 750w
- (78) Source 4 36° ERS 750w
- (12) Source 4 50° ERS 750w
- (8) Source 4 10° ERS 750w
- (2) Source 4 5° Lens Tube
- (4) Colortran 5° ERS 1kW
- (8) Colortran 5° w/Iris ERS, 1kW
- (22) Colortran 12° ERS, 1kW
- (4) Colortran 12° ERS, 1kW

Wash Lights

- (76) PAR 64 (Various 1kW lamps)
- (60) Colortran 8" Fresnel, 2 kW
- (20) Colortran 6" Fresnel, 1 kW

Cyc Lights & Strip Lights

- (8) Colortran Far Cyc, 4-circuit, 1kW
- (8) Colortran Far Cyc, 1-circuit, 1kW
- (6) Altman T3 Ground Row
(3cir/3lamp) 750W
- (7) MR16 Ministrips (3cir/10 lamp)
75W EYS (spot)

Miscellaneous

- (10) 8' PRT w/ 1 row of 6 1kW PAR 64
- (5) 8' PRT w/ 2 rows of 6 1kW PAR 64
- (10) ACL Bars- 4 lamps wired in series
- (4) 2 Lamp Molefays (2-M/N 2 N/N)
- (1) MDG Atmosphere Hazer
- (2) Martin Atomic 3000 Strobe

Moving Lights

- (6) Chauvet Maverick Force 2 Profile
- (12) Chauvet Maverick Force 1 Spot
- (12) Chauvet Rogue R2X Wash
- (12) Chauvet Rouge Outcast 1L Beam

Check with CCPA Lighting Department about availability of Moving Light fixtures

Accessories include:

cable, two-fers, adapters, iris, side arms, barndoors, booms, and bases.

Check with CCPA Electrics department regarding availability of moving light package



**Arena Stage View
From USL box**